

# Fisher information and resolution beyond the Rayleigh limit

Z. Hradil, J. Řeháček, B. Stoklasa, L. Motka, M. Paúr  
Department of Optics, Palacký University, Olomouc, Czech Rep.

L.L. Sánchez-Soto, Departamento de Óptica, Universidad Complutense, Madrid, Spain and Max-Planck-Institut für die Physik des Lichts, Erlangen, Germany



# Outline

Background: Precision and Fisher information in optics

Quantum Fisher Information in general

"Rayleigh limit" and two-point resolution

# Unlocking the Hidden Information in Starlight

Quantum metrology shows that it is always possible to estimate the separation of two stars, no matter how close together they are.

by Gabriel Durkin\*

A provocative new result [1] by Mankei Tsang, Ranjith Nair, and Xiao-Ming Lu of the National University of Singapore suggests that a long-standing limitation to the precision of astronomical imaging, the Rayleigh criterion, proposed in 1879 [2] is itself only an apparition. Using quantum metrology techniques, the researchers have shown that two uncorrelated point-like light sources, such as stars, can be discriminated to arbitrary precision even as their separation decreases to zero.

## REFERENCES

- [1] M. Tsang, R. Nair, and X.-M. Lu, “Quantum Theory of Super-resolution for Two Incoherent Optical Point Sources,” *Phys. Rev. X* **6**, 031033 (2016).
- [2] L. Rayleigh, “XXXI. Investigations in Optics, with Special Reference to the Spectroscope,” *Philos. Mag.* **8**, 261 (1879).
- [3] C. W. Helstrom, “Resolution of Point Sources of Light as Analyzed by Quantum Detection Theory,” *IEEE Trans. Inf. Theory* **19**, 389 (1973).
- [4] Private Communication.
- [5] B. Mandelbrot, “On the Derivation of Statistical Thermodynamics from Purely Phenomenological Principles,” *J. Math. Phys.* **5**, 164 (1964).
- [6] T. Z. Sheng, K. Durak, and A. Ling, “Fault-Tolerant and Finite-Error Localization for Point Emitters Within the Diffraction Limit,” arXiv:1605.07297.
- [7] F. Yang, A. Tashilina, E. S. Moiseev, C. Simon, and A. I. Lvovsky, “Far-Field Linear Optical Superresolution via Heterodyne Detection in a Higher-Order Local Oscillator Mode,” arXiv:1606.02662.
- [8] W. K. Tham, H. Ferretti, and A. M. Steinberg, “Beating Rayleigh’s Curse by Imaging Using Phase Information,” arXiv:1606.02666.
- [9] M. Paur, B. Stoklasa, Z. Hradil, L. L. Sanchez-Soto, and J. Rehacek, “Achieving Quantum-Limited Optical Resolution,” arXiv:1606.08332.
- [10] C. Lupo and S. Pirandola, “Ultimate Precision Bound of Quantum and Sub-Wavelength Imaging,” arXiv:1604.07367.

The logo for the journal 'Optica' is displayed in a white serif font against a dark blue background. The background features abstract, glowing light trails in shades of blue and green, creating a sense of depth and movement. The word 'Optica' is the central focus of the logo.

Optica

## Achieving the ultimate optical resolution

MARTIN PAÚR,<sup>1</sup> BOHUMIL STOKLASA,<sup>1</sup> ZDENEK HRADIL,<sup>1</sup> LUIS L. SÁNCHEZ-SOTO,<sup>2,3,\*</sup> AND JAROSLAV REHACEK<sup>1</sup>

<sup>1</sup>Department of Optics, Palacký University, 17. listopadu 12, 771 46 Olomouc, Czech Republic

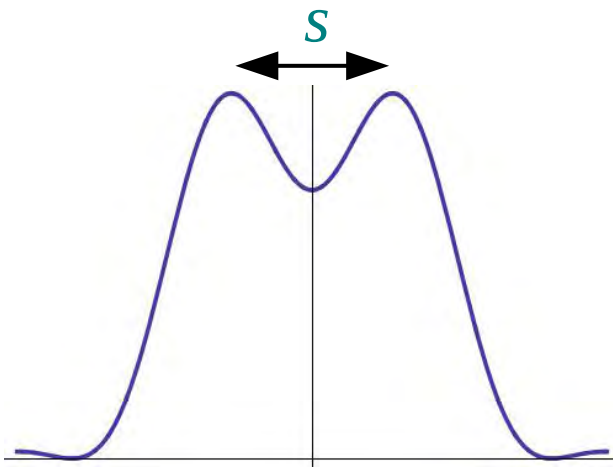
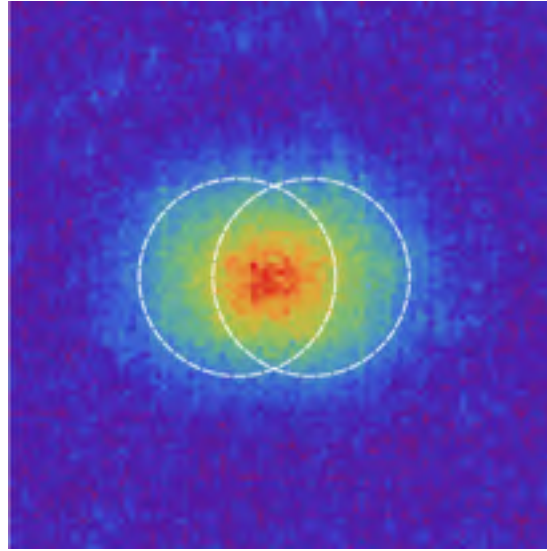
<sup>2</sup>Departamento de Óptica, Facultad de Física, Universidad Complutense, 28040 Madrid, Spain

<sup>3</sup>Max-Planck-Institut für die Physik des Lichts, Günther-Scharowsky-Straße 1, Bau 24, 91058 Erlangen, Germany

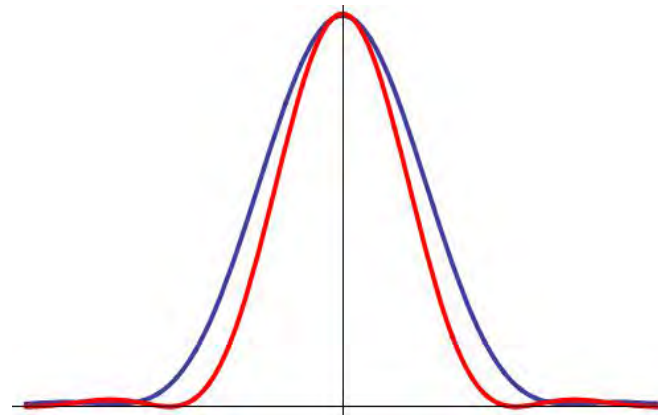
\*Corresponding author: lsanchez@fis.ucm.es

Received 6 July 2016; revised 31 August 2016; accepted 3 September 2016 (Doc. ID 269908); published 12 October 2016

# Optical resolution- Rayleigh criterion



standard resolution



super-resolution

# Measurement and parameter estimation

Measurement: Born rule for (normalized) measurement on  $j$ -channel of transformed state

$$p_j(s) = \langle j | \rho(s) | j \rangle$$

$$\rho(s) = U(s)^\dagger \rho U$$

$$A = \sum_j a_j |j\rangle \langle j|$$

$$\Delta A = \left| \frac{\partial \langle A \rangle}{\partial s} \right| \Delta s$$

- Estimation: read-out of the parameter  $s$  from the registered values
- Variance of any unbiased estimation is limited by the Fisher Information (FI)
- Quantum Fisher Information (QFI) = Fisher information optimized over all possible detections

# Fisher Information

$$\mathcal{F}_s = \mathbb{E} \left[ \left( \frac{\partial \log p_n(s)}{\partial s} \right)^2 \right] = \sum_n \frac{[p'_n(s)]^2}{p_n(s)}$$

Fisher information: limit for unbiased parameter estimation

$$\Delta s \geq 1\sqrt{nF}$$

# Rayleigh curse

$$\mathcal{F}_s = \mathbb{E} \left[ \left( \frac{\partial \log p_n(s)}{\partial s} \right)^2 \right] = \sum_n \frac{[p'_n(s)]^2}{p_n(s)}$$

Fisher information for two point resolution: limit for unbiased parameter estimation

$$\Delta s \geq 1\sqrt{n\mathcal{F}}$$

$$\begin{aligned} p(x) &= \frac{1}{2} [|\Psi(x+s)|^2 + |\Psi(x-s)|^2] \\ &= I(x) + 1/2s^2 I''(x) + \dots \end{aligned}$$

$$\mathcal{F}_0 = s^2 \int dx \frac{I''(x)^2}{I(x)}$$



# Quantum Fisher Information

For QFI, see the arguments of Helstrom 1975 ...

**Optimize over all the measurement!!!**

The necessary ingredients are symmetric logarithmic derivation expressed in diagonalizing basis.

$$\frac{\partial \rho}{\partial s} = 1/2(\mathcal{L}\rho + \rho\mathcal{L}) \quad \rho = \sum \lambda_i |\varphi_i\rangle\langle\varphi_i|$$

$$\mathcal{F}_Q = \text{Tr}(\rho \mathcal{L}^2) = 2 \sum_{m,n} \frac{|\langle \varphi_n | \frac{\partial \rho}{\partial s} | \varphi_m \rangle|^2}{\lambda_n + \lambda_m}$$

Example: QFI for pure state

$$\rho(s) = |\Psi(s)\rangle \langle \Psi(s)|$$

$$\mathcal{F}_Q = 4 \langle \Psi(s) | \left( \frac{\partial \rho}{\partial s} \right)^2 | \Psi(s) \rangle$$

Zero eigenvalues cannot be neglected but eliminated !

Problems of QFI: large ambiguity as far measurement is concerned, optimality many aspects...

## Two-point resolution

$$\rho_s = q |\Psi_+\rangle\langle\Psi_+| + (1 - q) |\Psi_-\rangle\langle\Psi_-|$$

$$|\Psi_{\pm}\rangle = e^{\pm isP/2} |\Psi\rangle$$

- FI and QFI for two-point resolution: Tsang 2016
- Here: optical arguments and symmetry arguments" for optimal measurement achieving QFI

# Symmetry for achieving QFI

Assume symmetry of the point-spread-function as well as the symmetry of the measurement

$$\Psi(x) = \Psi(-x) \qquad \langle x|n\rangle = \pm \langle -x|n\rangle$$

The measurement does not feel the two-component structure of the signal! The original two-point resolution problem has been effectively transformed to localization of a single point source.

$$p_n \equiv |a_n|^2 = |\langle n|\Psi_{\pm}\rangle|^2$$

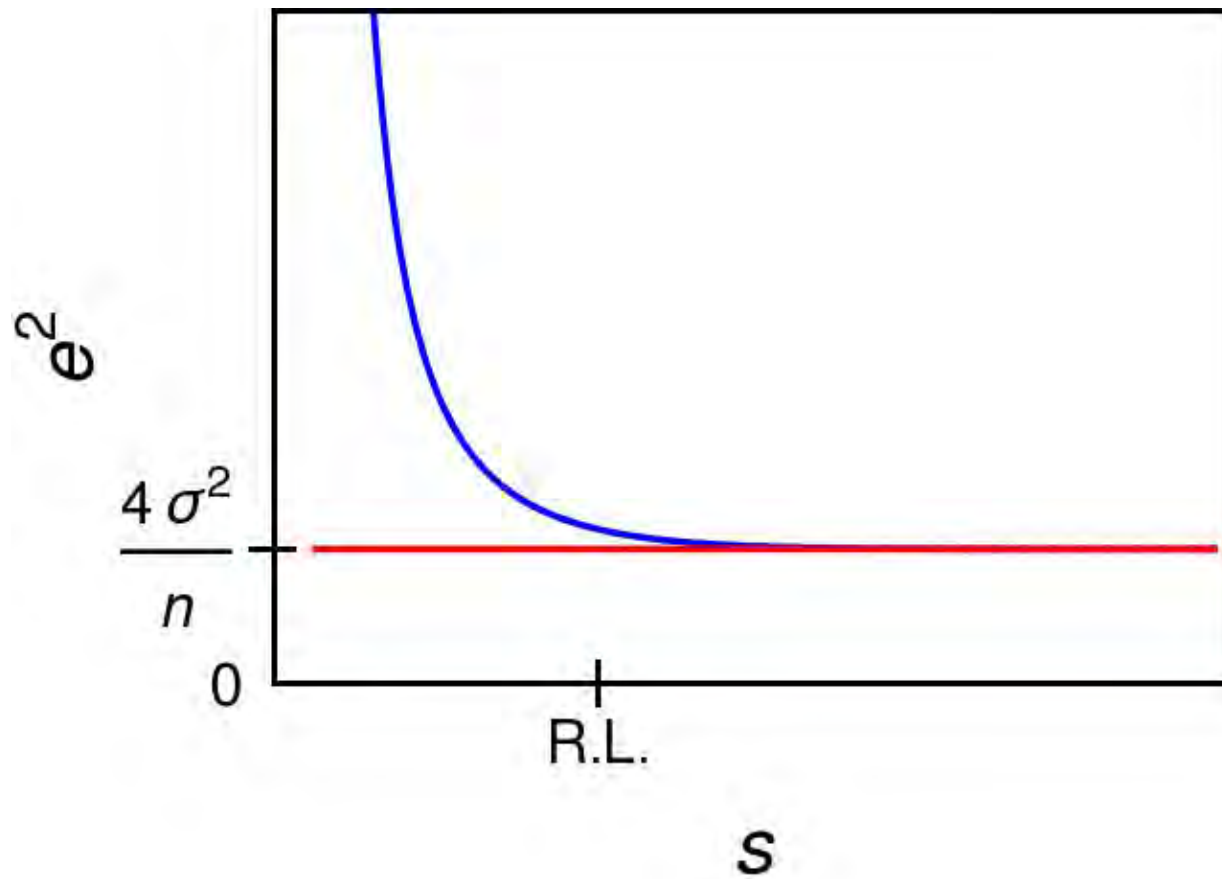
QFI can be obtained from FI just by expressing probabilities by complex amplitudes ...

$$\begin{aligned}\mathcal{F} &= \sum_n \frac{[p'_n(s)]^2}{p_n(s)} \\ &= 4 \sum_n \left| \frac{\partial a_n}{\partial s} \right|^2 + \sum_n \frac{1}{p_n} \left[ a_n^* \frac{\partial a_n}{\partial s} - a_n \frac{\partial a_n^*}{\partial s} \right]^2\end{aligned}$$

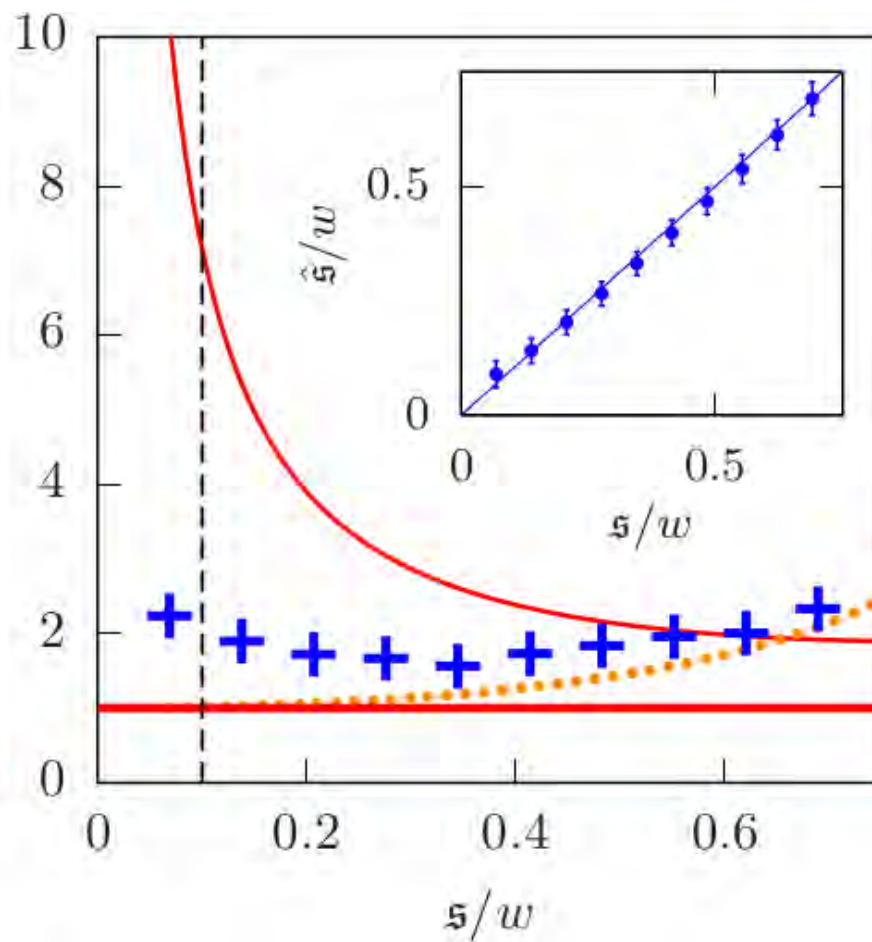
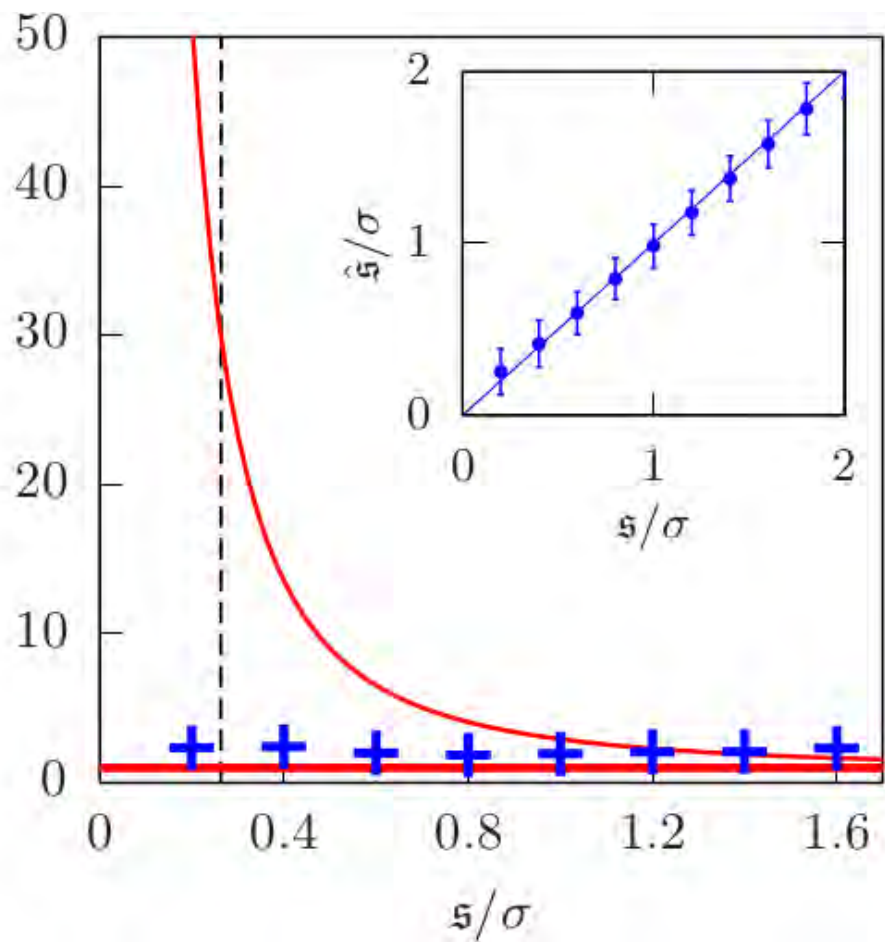
Optimality conditions:

$$\text{Im} \left( a_n \frac{\partial a_n^*}{\partial s} \right) = 0$$

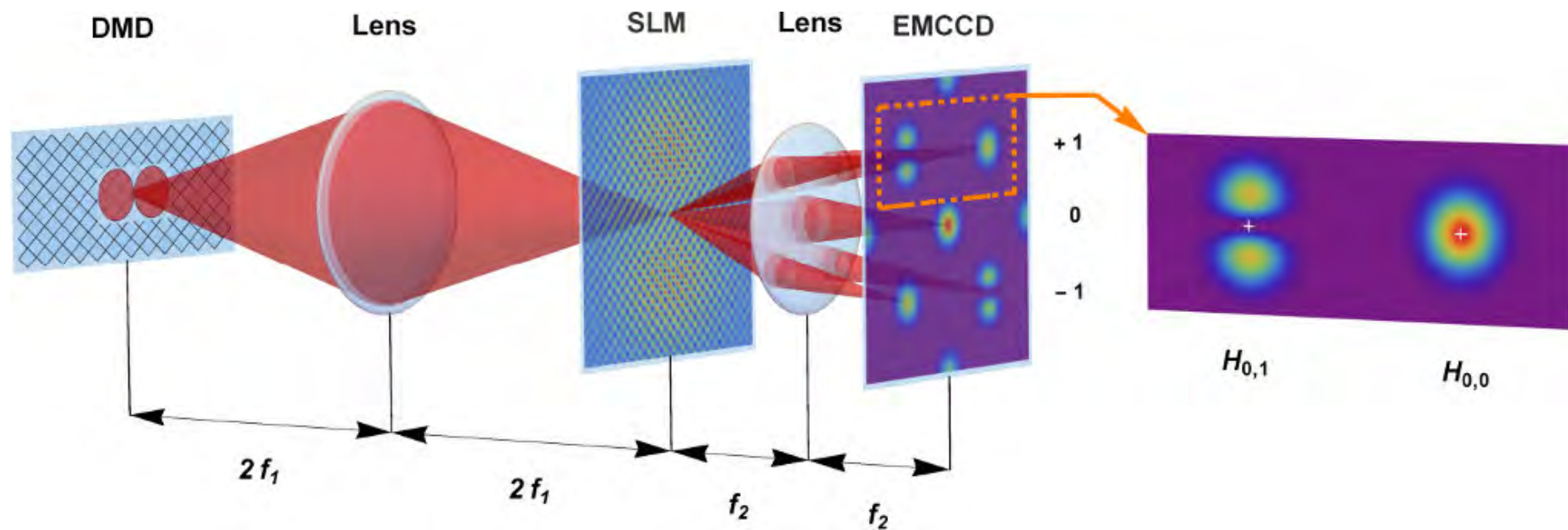
# FI vs FQI



# Results: Gaussian and sinc PDF



# Experimental setup





## Measurement achieving FQI

There is an ambiguity how to fulfill the optimality conditions. The ultimate resolution should not be considered as a rarity, but rather as a feature shared by many permissible detection schemes.

# Efficiency vs. universality

How to do the detection efficiently?

Suggestion: Project the signal on a set of orthonormalized derivatives of  $\Psi(x)$ -PSF adapted schemes

$$\Phi_n(p) \equiv \langle p|n \rangle = Q_n(p)\Psi(p)$$

$$\Phi_n(x) \equiv \langle x|n \rangle = \frac{1}{\sqrt{2\pi}} \int Q_n(p)\Psi(p)e^{ipx}$$

## Example 1: Gaussian PSF

$$\Psi(x) = (2\pi)^{-1/4} \exp(-x^2/4), \quad \sigma = 1$$

The optimal PSF-adapted set :

Hermite-Gauss modes

$$\mathcal{F}_s = 1/4$$

## Example 2: Sinc PSF

$$\Psi(x) = \frac{1}{\sqrt{\pi}} \text{sinc}(x), \quad \Psi(p) = \frac{1}{\sqrt{2}} \text{rect}(p/2)$$

The optimal PSF-adapted set is linked with Legendre polynomials orthogonal on  $(-1/2, 1/2)$

$$a_n = \langle n | \Psi_{\pm} \rangle = \frac{\sqrt{2n+1}}{2} \int_{-1}^1 L_n(p) e^{-isp/2} dp$$

## Example 2: Sinc PSF...

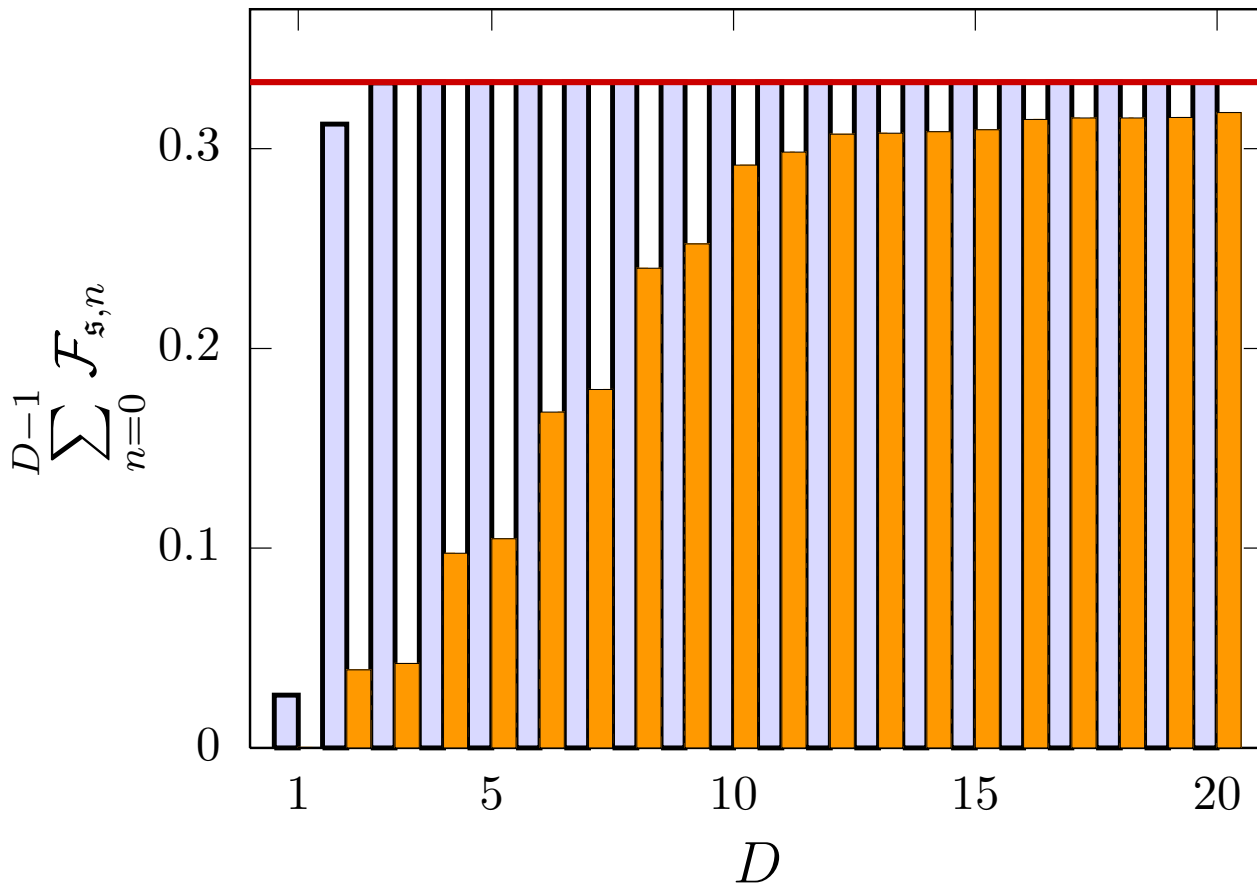
Efficient measurement modes:

$$\Phi_n(x) = \sqrt{n + 1/2} \frac{J_{n+1/2}(x)}{\sqrt{x}}$$

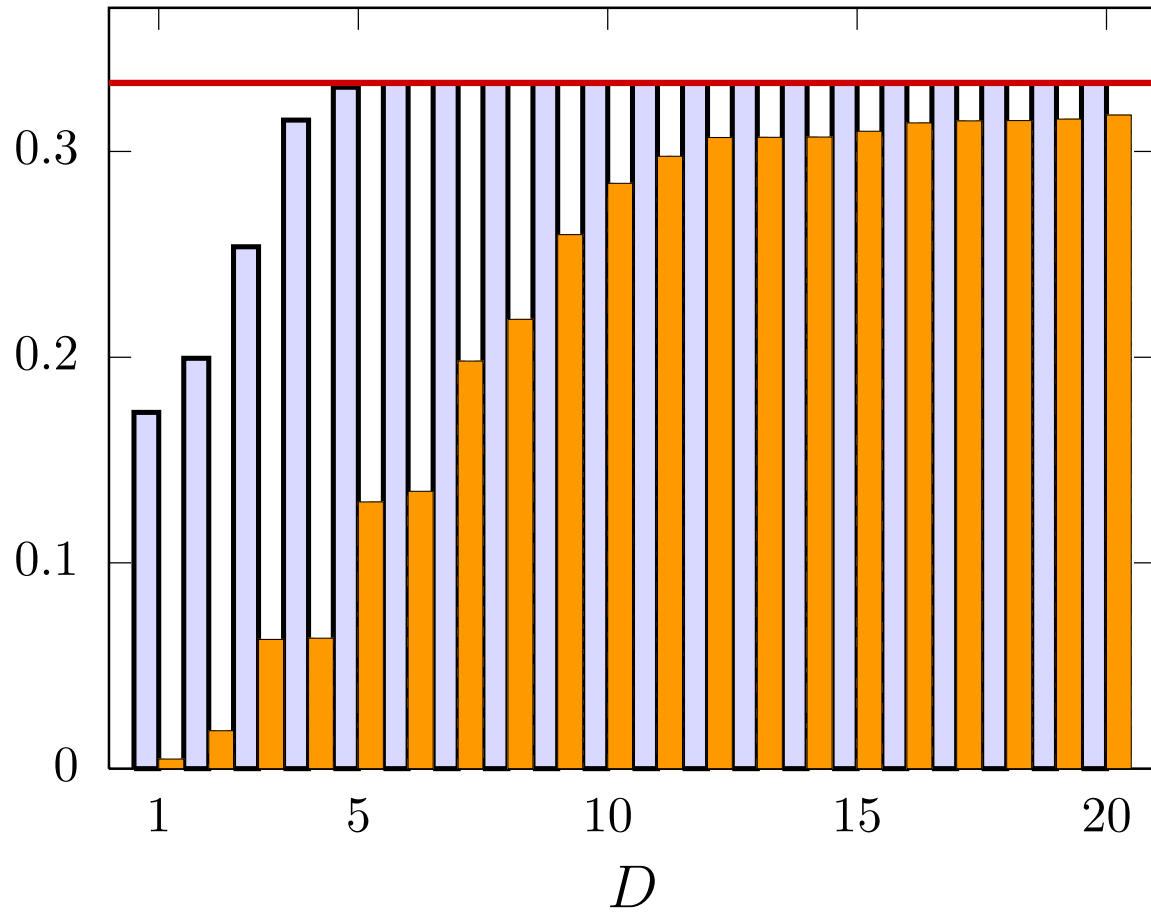
Fisher information consists of partial contributions:

$$\mathcal{F}_{s,n} = \frac{\pi \left[ n J_{n-\frac{1}{2}}(s/2) - (n+1) J_{n+\frac{3}{2}}(s/2) \right]^2}{(2n+1)s}$$

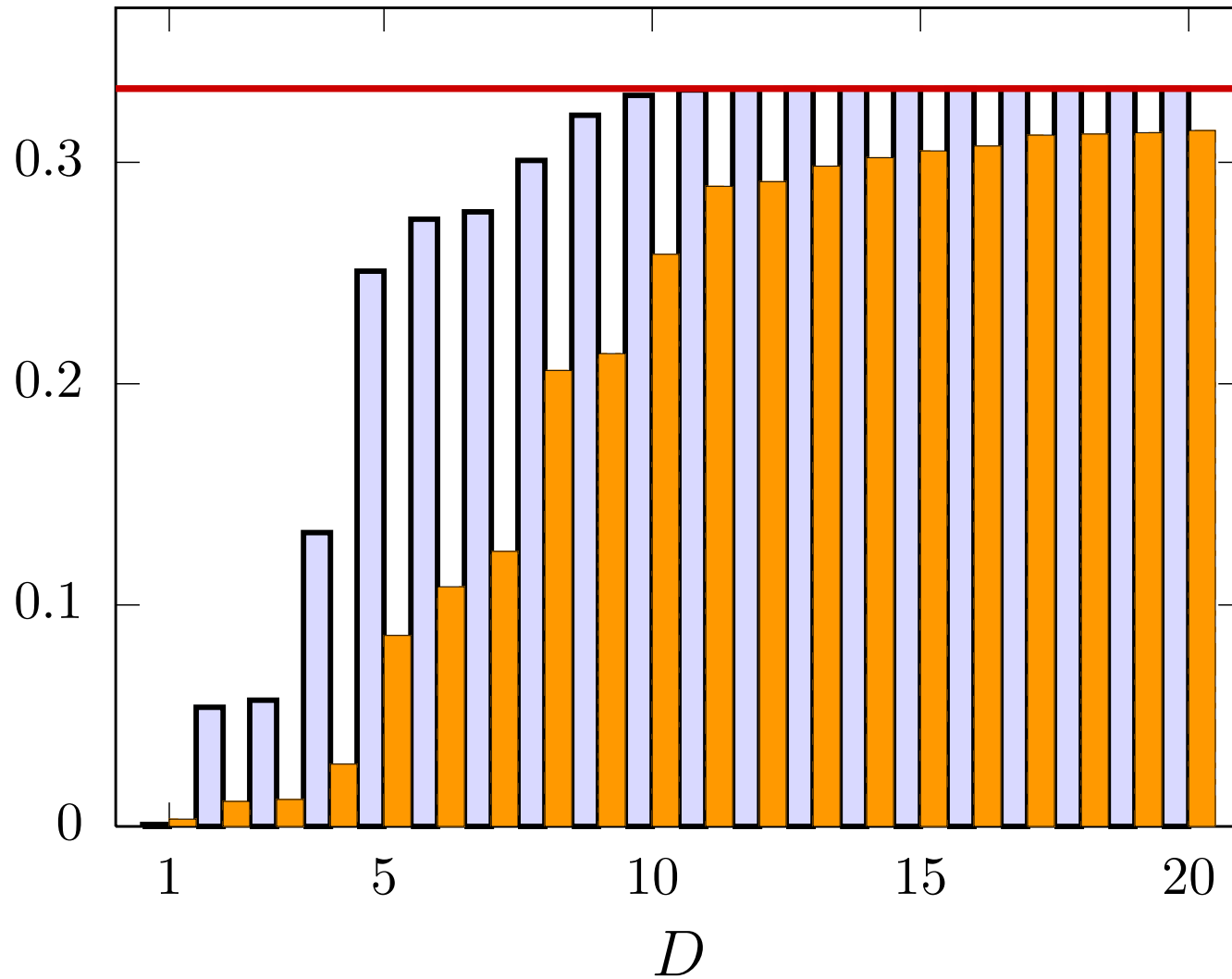
$$\mathcal{F}_s = 1/3$$



FI for the first  $D$  projections on the HG basis with arbitrarily chosen  $\sigma = \pi$  (orange bars) and the PSF Sinc adapted measurement, **Separation  $s = 1$ , Rayleigh limit  $= \pi$** . More than a hundred of Hermite-Gauss projections must be measured to access 98.5% of the QFI (horizontal red line), whereas just three projections of the PSF-adapted measurement are sufficient.



As before, Separation  $s = 2$ , Rayleigh limit  $= \pi$



As before, Separation  $s = 15$ , Rayleigh limit  $= \pi$



# Realistic Superresolution

J. Rehacek, Z. Hradil, B. Stoklasa, M. Paur, J. Grover, A. Krzic, L. L. Sanchez-Soto Multiparameter Quantum Metrology of Incoherent Point Sources: Towards Realistic Superresolution, arXiv:1709.07705

$$\rho_{\theta} = q\rho_{+} + (1 - q)\rho_{-},$$

$$|\Psi_{\pm}\rangle = \exp[-i(\mathbf{s}_0 \pm \mathbf{s}/2)P]|\Psi\rangle,$$

# QFI matrix

$$Q_{\alpha\beta}(\theta) = 2 \sum_{m,n} \frac{1}{\lambda_m + \lambda_n} \langle \lambda_m | \partial_\alpha \rho_\theta | \lambda_n \rangle \langle \lambda_n | \partial_\beta \rho_\theta | \lambda_m \rangle$$

$$Q = 4 \begin{pmatrix} p^2 + 4q(1-q)\wp^2 & (q - 1/2)p^2 & -iw\wp \\ (q - 1/2)p^2 & p^2/4 & 0 \\ -iw\wp & 0 & \frac{1-w^2}{4q(1-q)} \end{pmatrix},$$

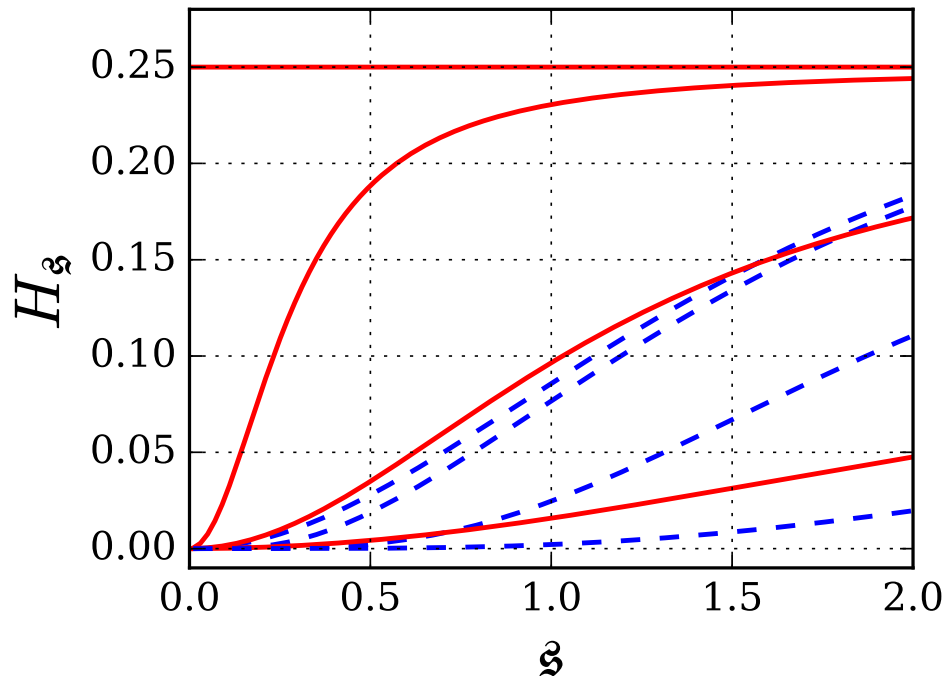
$$w \equiv \langle \Psi_\pm | \Psi_\mp \rangle = \langle \Psi | \exp(isP) | \Psi \rangle,$$

$$p^2 \equiv \langle \Psi_\pm | P^2 | \Psi_\pm \rangle = \langle \Psi | P^2 | \Psi \rangle,$$

$$\wp \equiv \pm \langle \Psi_\pm | P | \Psi_\mp \rangle = \langle \Psi | \exp(isP) P | \Psi \rangle$$

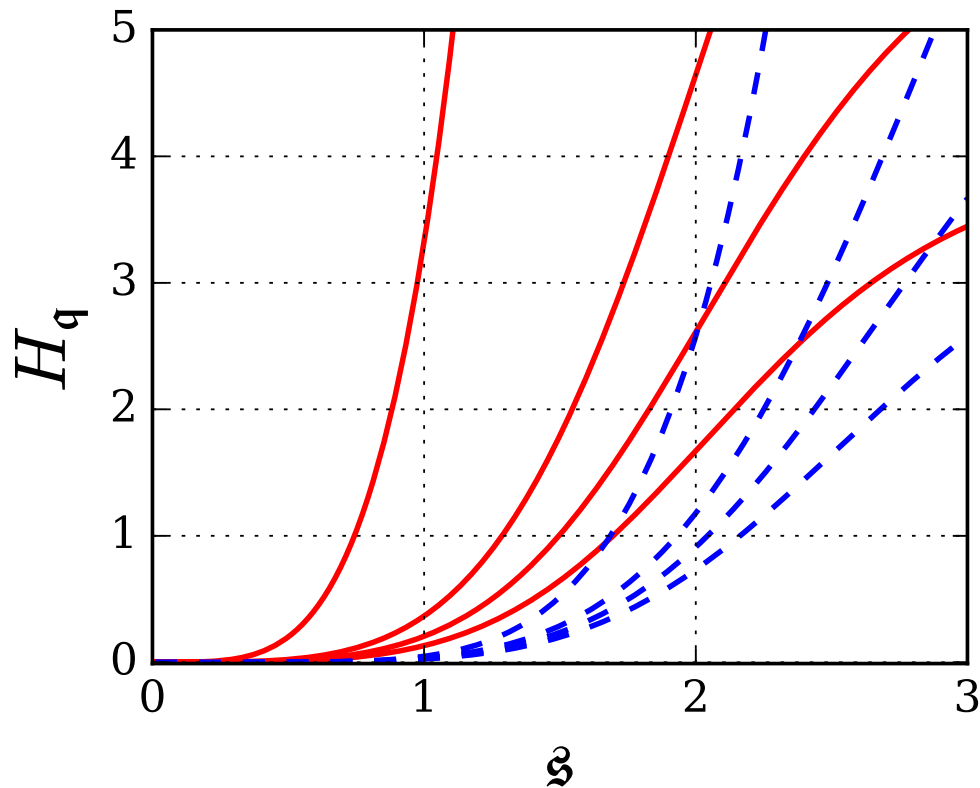
# Precision for separation

$$H_\alpha = 1/\text{Var}(\theta_\alpha)$$



The values of  $q$ , from top to bottom, are 0.5, 0.45, 0.3, and 0.1. Notice that the performance of the optimal detection is rather sensitive to small deviations from equal brightness over a wide range of separations.

# Precision for intensities



Precision about relative intensity  $q$  as inferred by the optimal detection (red solid lines) and the direct detection (blue broken lines) for different relative intensities of the two sources. The values of  $q$ , from bottom to top are 0.5, 0.2, 0.1, 0.01.

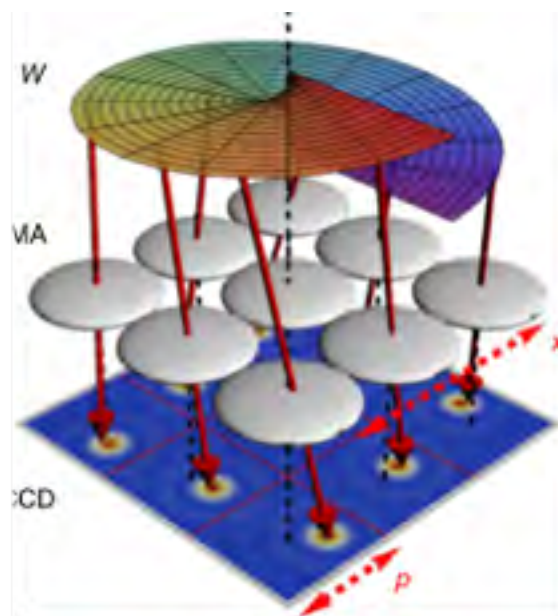
ARTICLE

Received 1 Sep 2013 | Accepted 17 Jan 2014 | Published 7 Feb 2014

DOI: 10.1038/ncomms4275


# Wavefront sensing reveals optical coherence

B. Stoklasa<sup>1</sup>, L. Motka<sup>1</sup>, J. Rehacek<sup>1</sup>, Z. Hradil<sup>1</sup> & L.L. Sánchez-Soto<sup>2</sup>



# Fisher Info Matrix provides a useful tool for assessing the performance of reconstruction schemes

- Z. Hradil, J. Rehacek, Quantum interference and Fisher information, Phys. Lett. A 334 (2005) 267-272.
- J. Rehacek et al., Tomography for quantum diagnostics, New Journal of Physics **10** (2008) 043022.
- Rehacek, J et. al., Determining which quantum measurement performs better for state estimation PHYSICAL REVIEW A, 2015, 92, 012108.
- L. Motka et. al., Optical resolution from Fisher information, Eur. Phys. J. Plus (2016) 131: 130. doi:10.1140/epjp/i2016-16130-7
- Rehacek, J et al., Surmounting intrinsic quantum-measurement uncertainties in Gaussian-state tomography with quadrature squeezing, SCIENTIFIC REPORTS, 2015, 5, 12289
- C. R. Muller et. al., Evading Vacuum Noise: Wigner Projections or Husimi Samples? Phys. Rev. Lett. 117, 070801 (2016). doi.org/10.1103/PhysRevLett.117.070801
- Y. S. Teo et. al, A fast universal performance certification of measurements for quantum tomography, Phys. Rev. A 94, 022113 (2016). [doi.org/10.1103/PhysRevA.94.022113](https://doi.org/10.1103/PhysRevA.94.022113).
- M. Paúr et al., Achieving the ultimate optical resolution, Optica 3, pp. 1144-1147 (2016). [doi.org/10.1364/OPTICA.3.001144](https://doi.org/10.1364/OPTICA.3.001144).
- J. Rehacek, et al., Optimal measurements for resolution beyond the Rayleigh limit, to appear in Opt. Lett. 42 (2017), January 2017.



**Thanks for your attention!**